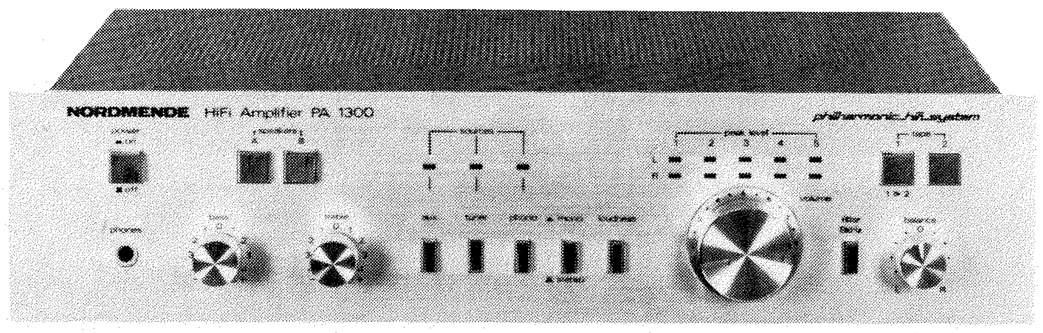

NORDMENDE

Zentralkundendienst

Service-Information

HiFi Amplifier
PA 1300 981.153 H

Technische Daten

Stromaufnahme
220 V ~, 50 Hz

Leistungsaufnahme
390 W max.

Bestückung
15 Transistoren
16 Dioden
6 IC's
13 LED's

Anschlußbuchsen
4 Lautsprecherbuchsen
1 Kopfhörerbuchse
2 TB-Buchsen
1 TA-Magn.-Buchsen
1 Reservebuchse
1 Tunerbuchse
2 schaltbare Netzbuchsen

Eingangsempfindlichkeit
Phono 2,5 mV/47 kΩ
Tape 150 mV/47 kΩ
Tuner 150 mV/47 kΩ
Reserve 150 mV/47 kΩ

Ausgangsleistung
Sinus 60 W, 4 Ω

Klirrfaktor
0,05 % bei 54 W

Übertragungsbereich
15 Hz – 55 kHz Linear
20 Hz – 20 kHz Phono

Leistungsbandbreite
15 Hz – 65 kHz

Abmessungen
Breite 440 mm
Höhe 100 mm
Tiefe 235 mm

Technical Data

Power supply
220 V ~, 50 Hz

Power consumption
390 W max.

Components
15 Transistors
16 Diodes
6 IC's
13 LED's

Connection sockets
4 Loudspeaker sockets
1 Headphone socket
2 TR sockets
1 PU magnetic socket
1 Auxiliary socket
1 Tuner socket
2 Switchable mains sockets

Input sensitivity
Phono 2,5 mV/47 kΩ
Tape 150 mV/47 kΩ
Tuner 150 mV/47 kΩ
Aux. 150 mV/47 kΩ

Output power
rms 60 W, 4 Ω

Distortion factor
0,05 % at 54 W

Transmission range
15 Hz – 55 kHz linear
20 Hz – 20 kHz phono

Power bandwidth
15 Hz – 65 kHz

Dimensions
Width 440 mm
Height 100 mm
Depth 235 mm

Dati tecnici

Alimentazione
220 V ~, 50 Hz

Potenza assorbita
390 W max.

Componenti
15 Transistori
16 Diodi
6 IC's
13 LED's

Prese di collegamento
4 Prese altoparlanti
1 Presa per cuffia
2 Prese TB (registratore)
1 Presa TA (giradischi) magn.
1 Presa ausiliaria
1 Presa per tuner
2 Prese di corrente commutabili

Sensibilità d'entrata
Giradischi 2,5 mV/47 kΩ
Registratore 150 mV/47 kΩ
Tuner 150 mV/47 kΩ
Ausiliaria 150 mV/47 kΩ

Potenza d'uscita
Sinusoidale 60 W, 4 Ω

Fattore di distorsione
0,05 % con 54 W

Banda passante
15 Hz – 55 kHz Linear
20 Hz – 20 kHz phono

Larghezza di banda potenza
15 Hz – 65 kHz

Dimensioni
Larghezza 440 mm
Altezza 100 mm
Profondità 235 mm

Diese Angaben und Hinweise sind ausschließlich für den Service des Fachhändlers bestimmt · Änderungen vorbehalten
These instructions are for service dealers only · Subject to modification
Questi dati ed istruzioni sono destinati esclusivamente al servizio assistenza clienti · Con riserva di modifiche

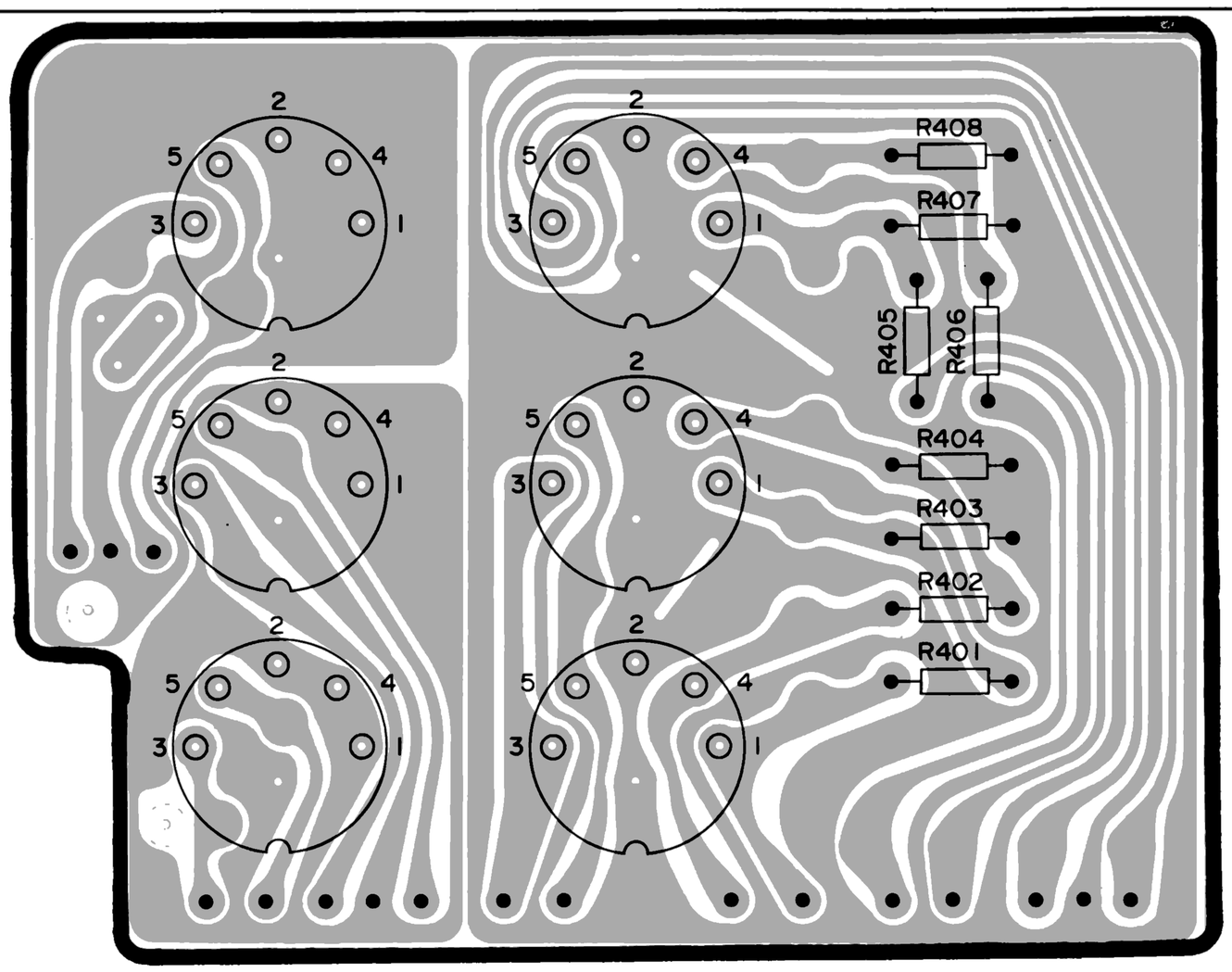

Leiterplatte Buchsen — *P.C.B. Terminals*
Piastra prese

Lötseite — *Soldered side* — Circuito stampato

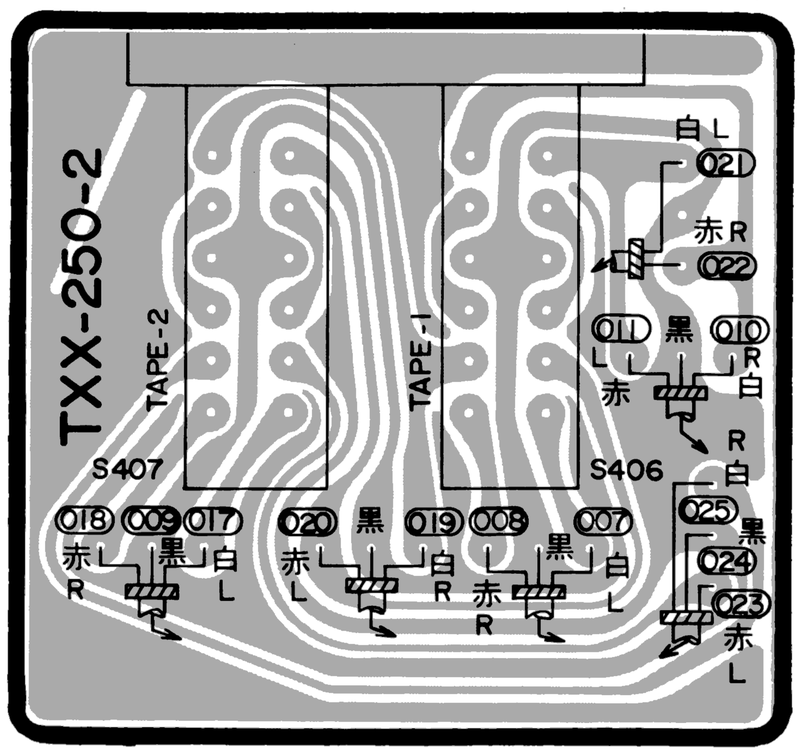

Leiterplatte tape 1 und 2
P.C.B. Tape 1 and 2
Piastra tape 1 e tape 2

Bestückungsseite — *Component side*
Parte d'equipaggiomento

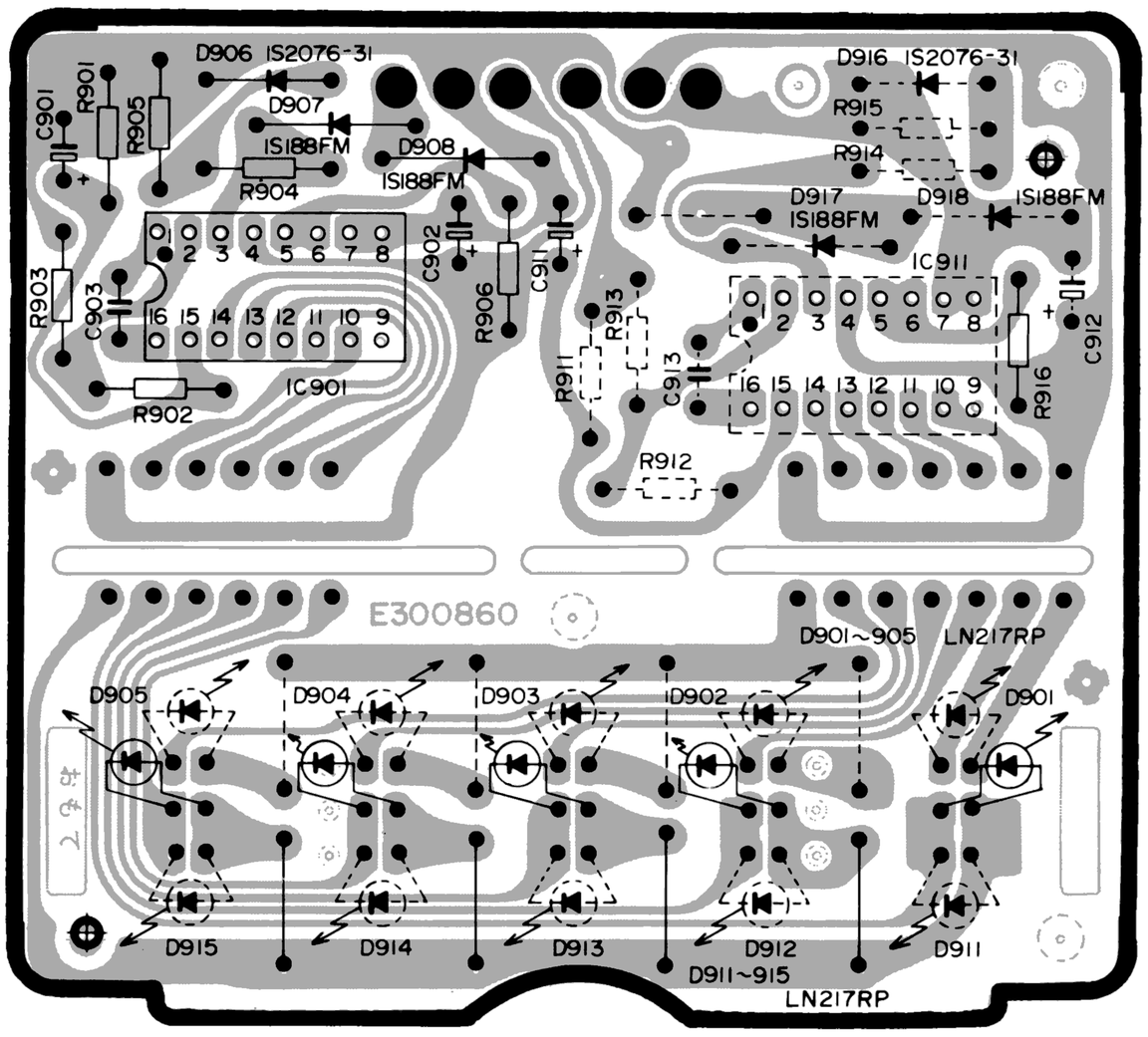

Leiterplatten „peak level"
P.C.B.'s "peak level"
Piastra indicazione di uscita potenza

Lötseite – *Soldered side* – Circuito stampat ›

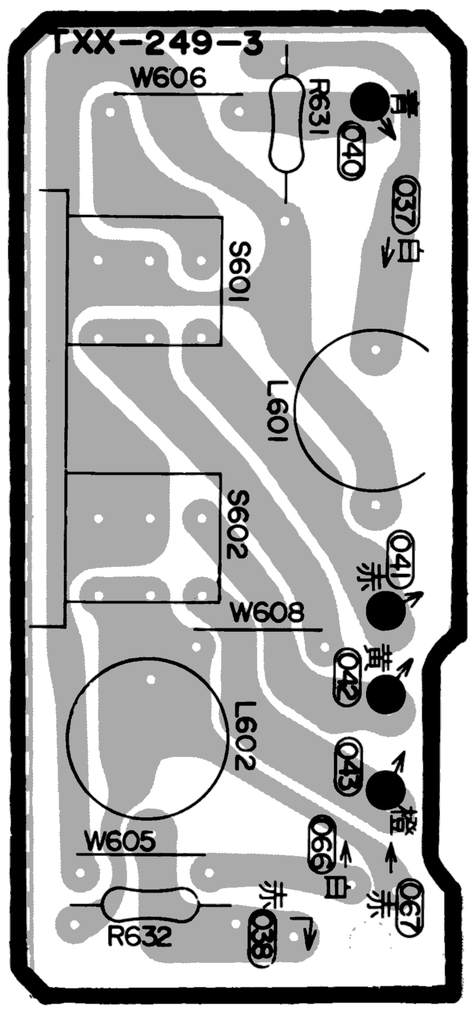

Leiterplatte
Lautsprecherumschaltung
P.C.B. Speaker switching
Piastra commutazione delle casse acustiche

Bestückungsseite — *Component side*
Parte d'equipaggiomento

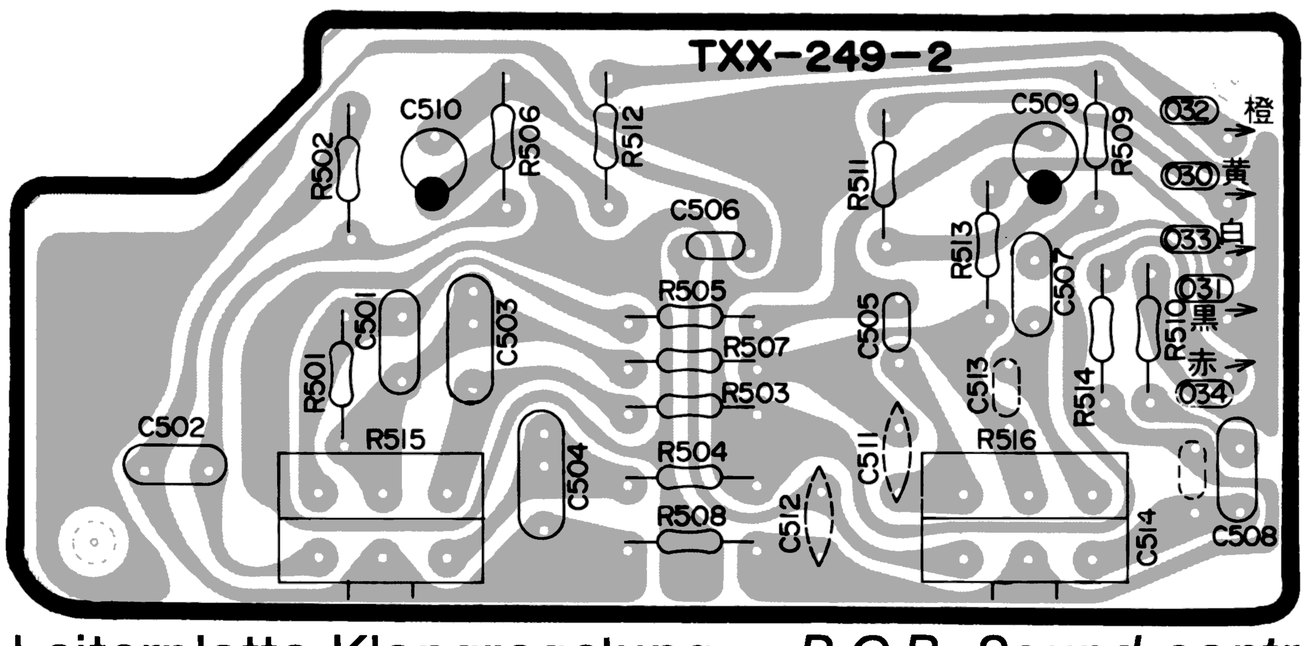

Leiterplatte Klangregelung — *P.C.B. Sound control*
Piastra regolatori

Bestückungsseite — *Component side*
Parte d'equipaggiomento

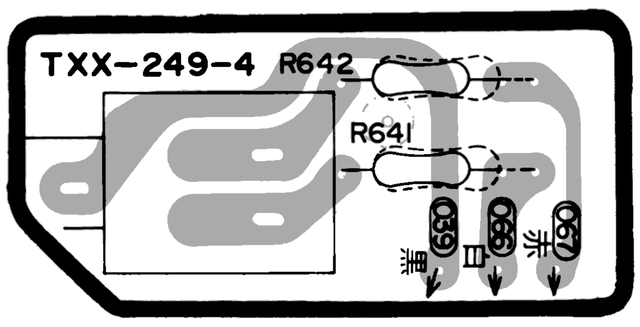

Leiterplatte Kopfhörerbuchse
P.C.B. Head phone
Piastra giunta cuffia

Bestückungsseite — *Component side*
Parte d'equipaggiomento

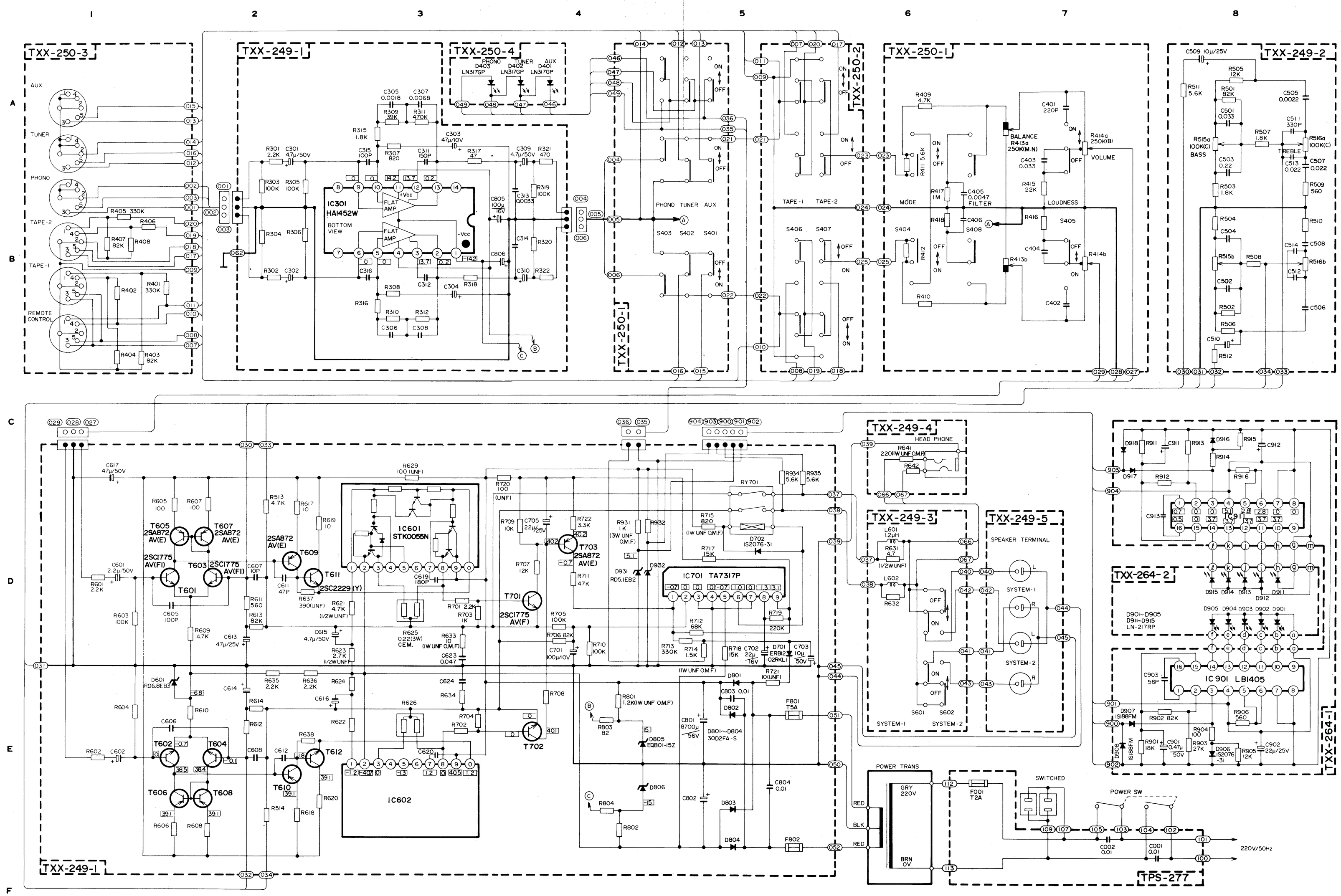

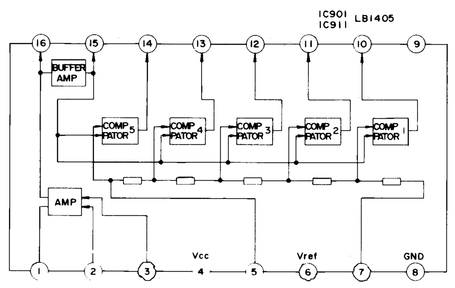

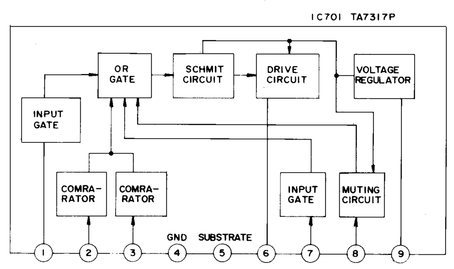

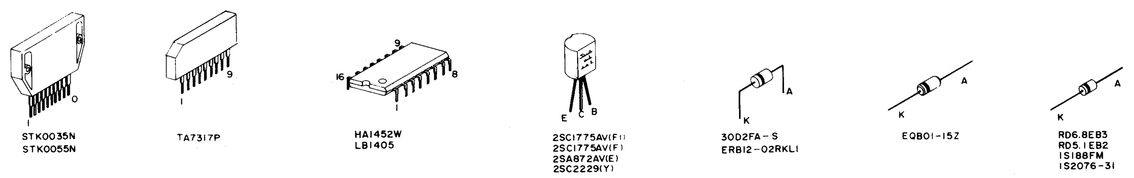

NORDMENDE

HiFi Amplifier

PA 1300 **981.153 H**

KD 187.382

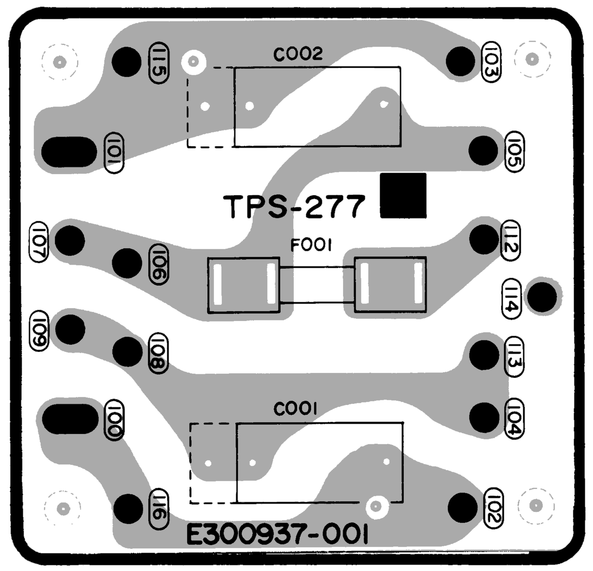

Leiterplatte Netzanschluß
P.C.B. Power unit
Piastra di rete

Bestückungsseite — *Component side*
Parte d'equipaggiomento

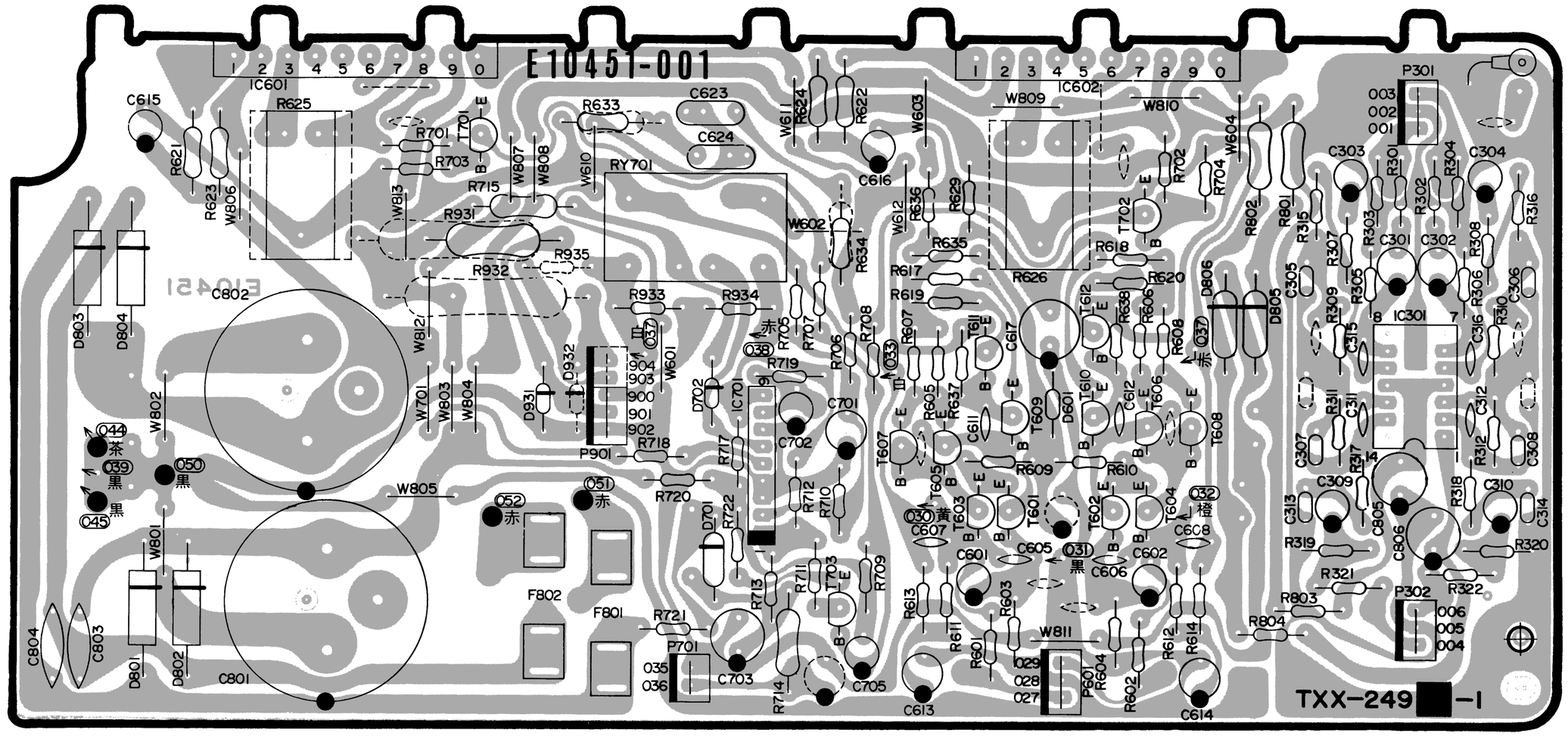

Leiterplatte Entzerrer-, NF-Endverstärker und Netzteil
P.C.B. Pre-amplifier, output-amplifier and power unit
Piastra del preamplificatore, amplificatore finale e dell'alimentatore

Bestückungsseite – *Component side* – Parte d'equipaggiomento

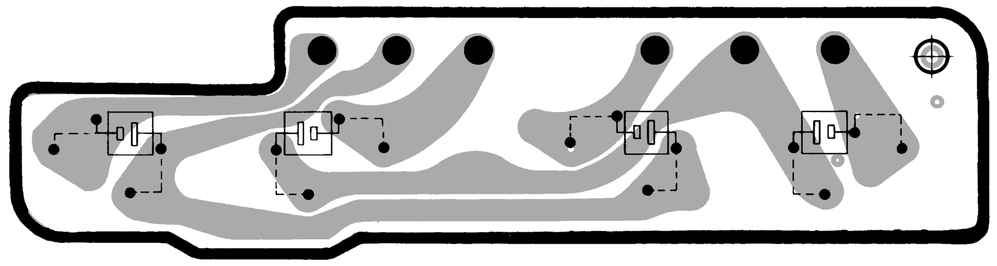

Leiterplatte Lautsprecherbuchsen
P.C.B. Speaker terminals
Piastra prese altoparlanti

Lötseite — *Soldered side* — Circuito stampato

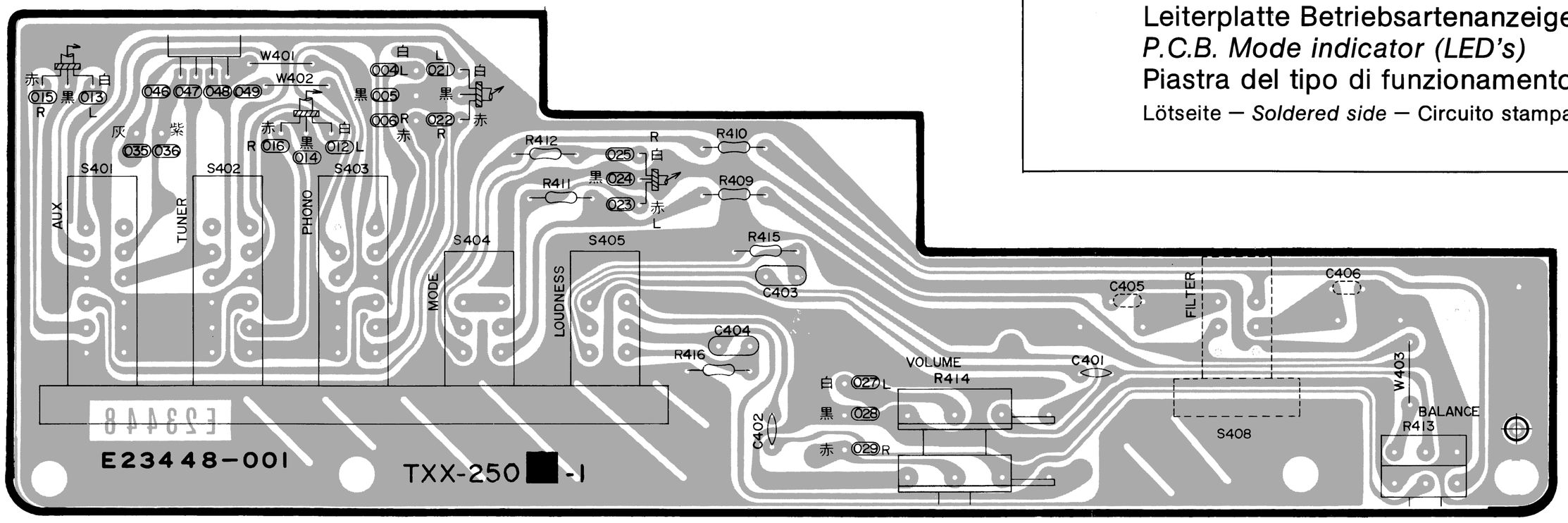

Leiterplatte Betriebsartenanzeige (LED's)
P.C.B. Mode indicator (LED's)
Piastra del tipo di funzionamento (LED)

Lötseite — *Soldered side* — Circuito stampato

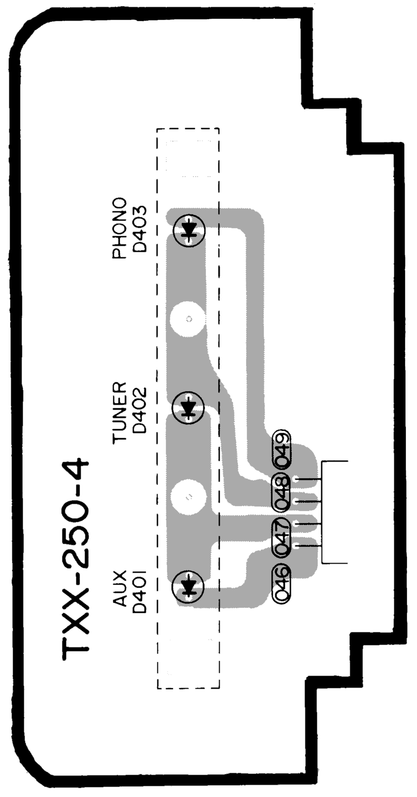

Leiterplatte Tastensatz und Lautstärke — *P.C.B. Key panel and volume*
Piastra corredo dei tasti e del volume

Bestückungsseite — *Component side* — Parte d'equipaggiomento

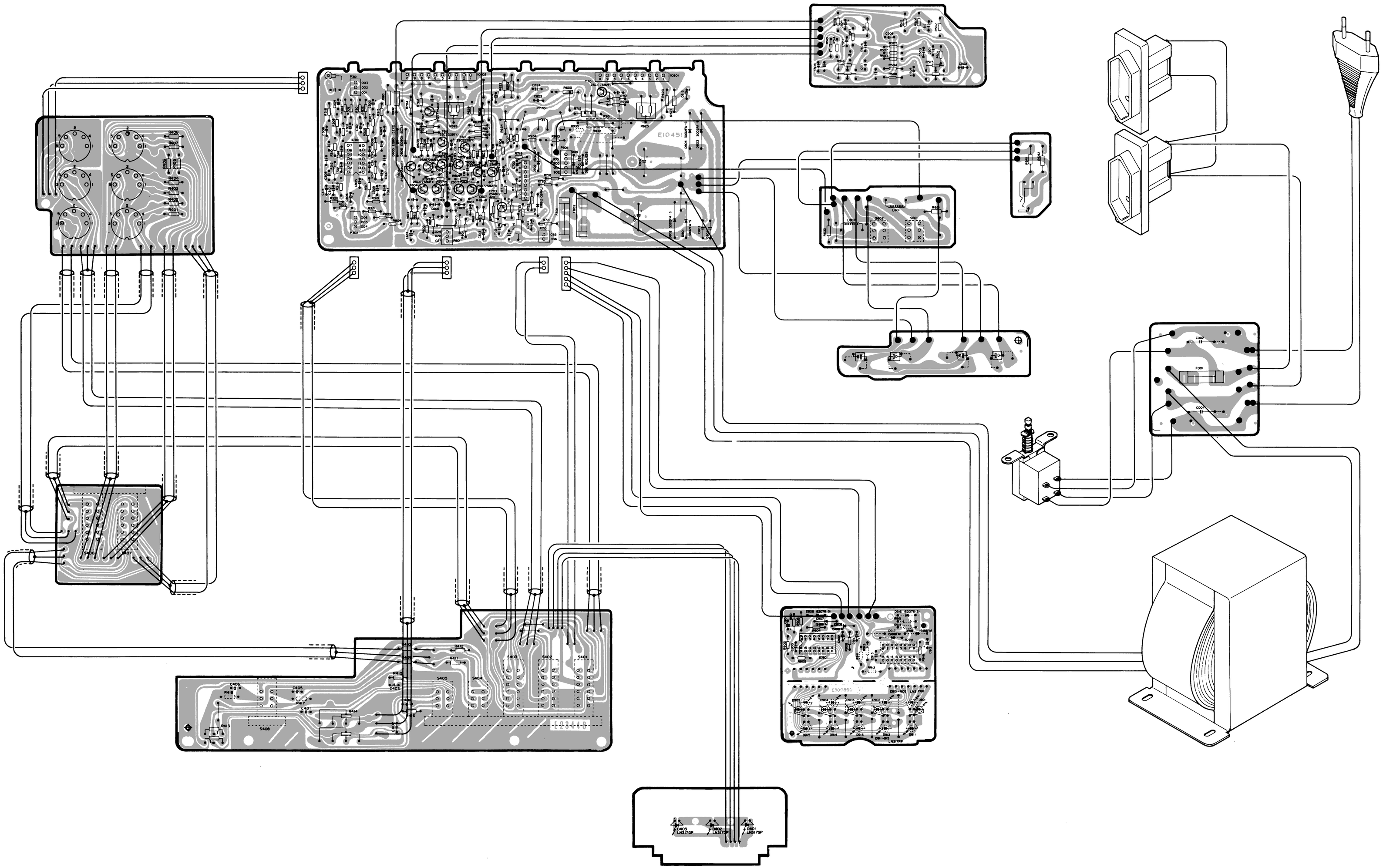

Anschlußplan — *Connection diagram* — Schema dei collegamenti